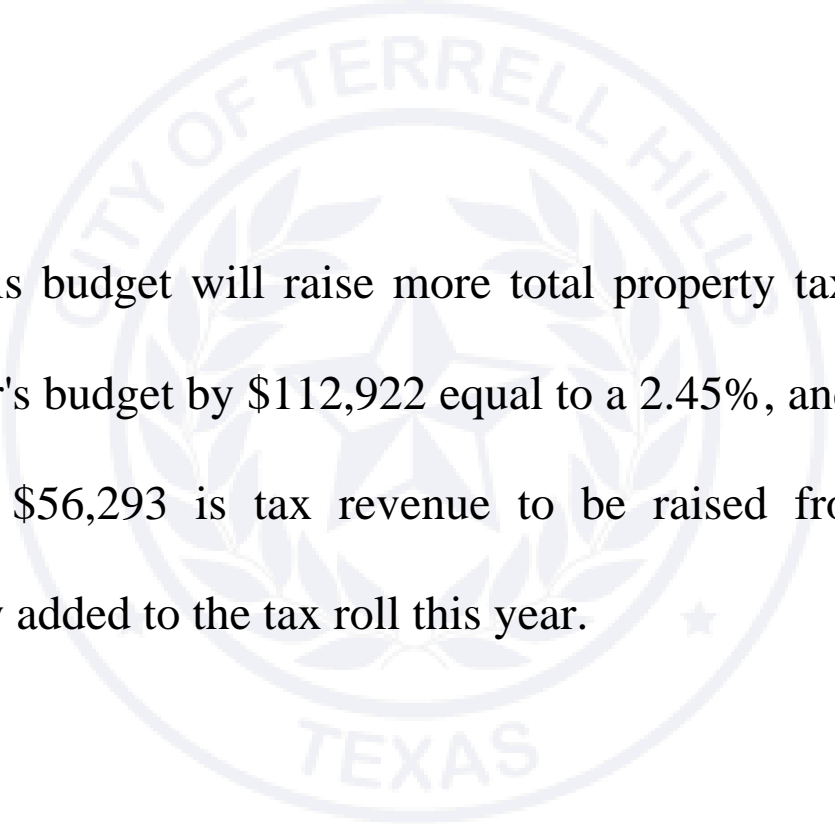




City of Terrell Hills
2011 Budget




This budget will raise more total property taxes than last year's budget by \$112,922 equal to a 2.45%, and of that amount \$56,293 is tax revenue to be raised from new property added to the tax roll this year.

Index

Page

1	Public Hearing Announcement
2	Statement of Estimated Ad Valorem
3	City Manager's Budget Introduction
4	Budget Summary
5	Goals Summary
11	Cash Balance Summary
12	Budget Detail Summary
16	Debt Service Summary
17	Capital Projects
18	Organizational Chart
19	Pay and Benefits Plan
22	Payroll Summary
23	Police Department Budget Summary
25	Fire Department Budget Summary
28	Vehicle Replacement Schedule



Notice of Public Hearing on 2011 Fiscal Year Budget
for the City of Terrell Hills

The City of Terrell Hills City Council will hold a Public Hearing on the Proposed 2011 Fiscal Year Budget on December 13, 2010 at 5:00 p.m. at the Terrell Hills City Hall located at 5100 N. New Braunfels Ave. The Budget will be available at the City Hall and available on the City Website at www.terrell-hills.com

**Estimated Tax Rate
Fiscal Year
2011**

2010 Adopted Tax rate

Debt rate	M&O rate	Total adopted rate
0.034474	0.350594	0.385068 per \$100 valuation
Certified Valuation \$1,155,686,496		

2011 estimated rate with 1% increase in valuations

Debt rate	M&O rate	Total estimated rate
0.048049	0.342048	0.390098 per \$100 valuation
Total increase of 1.44%		
Estimated Valuation \$1,167,443,361		

2011 estimated rate with \$20 million in new appraised value added

Debt rate	M&O rate	Total estimated rate
0.047232	0.336229	0.383462 per \$100 valuation
Total increase of -0.28%		
Estimated Valuation \$1,187,443,361		

Note: The rates calculated above are estimates only and may vary dependent upon actual valuations once certified by the Bexar County Appraisal District.

November 30, 2010

Mayor J. Bradford Camp
City Council Members
Terrell Hills, Texas

To the Honorable Mayor and City Council:


We are pleased to present to the City Council and citizens of the City of Terrell Hills the 2011 Proposed Operating Budget. The Proposed Budget has been developed with the goal of providing quality services and maintaining the quality of life for the citizens of the City through efficient fiscal and personnel management.

The Proposed General Fund Budget total revenue is \$4,624,753 which represents a decrease of \$104,364. The projected revenue decrease is primarily the result of a proposed decrease of \$160,100 in Ad Valorem tax. The General Fund budget proposes to raise \$3,992,540 in Ad Valorem taxes with franchise taxes of \$306,873, building permit fees of \$100,000, sales taxes of \$135,000, and interest income of \$30,000. Building permits are expected to stay level with FY10; sales taxes remain constant in this budget.

The total projected expenditures are \$4,624,753 which is a decrease of \$790,242 compared to the amended budget total expenses in 2010. Proposed expenditures reflect a 1% cost of living increase for City employees. Additionally, the budget proposes a \$487,500 budget for road construction. This represents a decrease of \$162,500 over 2010 as an offset to help pay for principal and interest on bonds for future construction. This should still leave the City with a reserve exceeding 50% of the General Fund budget. The City contemplates a major road construction project in 2011 in the Garraty Road area of the City. Additionally, the city proposes to purchase one new police vehicle in accordance with the vehicle replacement schedule, and a new Garbage Truck with reserve funds. The Debt Service Fund reflects a budget of \$552,932 to cover bond principal and interest payments. The Debt Service budget reflects an increase due to the issuance of new bond debt in 2011. The City has also established an \$8,000,000 capital projects budget for road construction and City Hall improvement projects in 2011.

Overall, every effort has been made within the Proposed Budget to allocate resources in a sound manner that enables the effective delivery of municipal service for the safety, health, and welfare of the citizens of the City of Terrell Hills. These recommendations are forwarded to the Mayor and City Council for review and consideration.

Respectfully submitted,



Mark Browne
City Manager
City of Terrell Hills

Terrell Hills General Fund Budget Summary FY11

The budget for fiscal year 2010 balances the mission areas of the city of Terrell Hills and fully funds public safety, city services, infrastructure, and administrative programs while not creating a huge new burden on the taxpayers. Examining the budget for each of these mission areas reveals the following significant budget items:

Public Safety: The fire department requests a \$9,800 uniform allowance, which is \$2,300 more than 2010. This represents an increase of \$100 per employee for increased cost of uniforms. The department requests \$6,000 for gas and oil, representing a \$2,000 increase due to higher than expected expenditures in 2010. Fire Department is not requesting any new vehicles for the upcoming year. The police department requests one new patrol vehicle as part of their normal vehicle rotation schedule as well as new vehicle equipment and two on-board video systems at a cost of \$6,500. The total cost of the new police equipment is \$37,500. The gas and oil budget for police is increased to \$28,000 reflecting increased costs of this commodity.

City Services: The total materials and equipment budget is \$50,000 and includes \$15K for tree trimming. The alley maintenance budget is increased to \$25,000 to reflect costs of maintaining City alleys. The waste disposal budget is \$128,000 reflecting actual rates for the City's garbage contract. The street and sanitation gas and oil bill is also increased to \$44,000 for the same reasons highlighted above.

Infrastructure: The budget requests \$487,500 for street repairs. This money is designated as part of our overall road capital improvement program. The City will complete design for the bond road construction projects in 2011.

Administration: In the area of administration, the proposed cost of living increase for City employees is 1%, reflecting potential increases in CPI in 2011. The budget reflects no additional manning for any department. Liability insurance expenses are budgeted at \$40,000 and reflect potential increases this coming year. The rate for building maintenance is maintained at the same rate as 2011 which is \$15,000. The engineering services budget is the same as 2010, \$15K, reflecting potential expenditures. EMS rates have been negotiated with Alamo Heights and are budgeted at \$155,000. The computer budget is \$38,500 including the purchase of new systems, the costs of our maintenance contract for the network, and added capability for an email notification system for residents.



City of Terrell Hills



Bexar County, Texas



Budget 2011 Goal Funding



City of Terrell Hills



Bexar County, Texas



Goals (pg 1)

- Limit debt to 2% of valuations (administration)
 - Debt level would change to approximately 16.8M (including interest) in this budget which is 1.45%.
- Rebuild/resurface remaining roads by 2015 (infrastructure)
 - \$6,000,000 available for bond projects beginning in 2011; Ivy/Elmcourt remain unfunded prior to 2015. Bond funds may stretch out to cover these roads



City of Terrell Hills



Bexar County, Texas



Goals (pg 2)

- Establish plan for maintenance and repair of the road system with no significant capital investment (city services)
 - Approximately 487K remain in this budget for road repair. Estimate using 50 to 100K of this money for maintenance of current road system
- Build/remodel City Hall by 2012 (infrastructure)
 - Date changed due to fact of life funding issues
- Maintain a response time to emergencies not to exceed five minutes (public safety)
 - Public Safety program funded to meet response time



City of Terrell Hills



Bexar County, Texas



Goals (pg 3)

- Enhance and beautify common areas through landscaping, lighting, minor construction and signage by 2015 (city services)
 - This budget does not set aside additional funds for beautification projects
- Respond to resident concerns and issues in no more than one business day (city services)
 - No budget impact, continuing service item



City of Terrell Hills



Bexar County, Texas



Goals (pg 4)

- Investigate incentives and opportunities for economic development in current non-residential zone (city services)
 - Not addressed in the budget; recommend revitalization plan
- Develop community-wide master drainage plan (city services)
 - SARA is working on a region-wide drainage plan that may address our drainage issues
- Maintain minimum general fund reserve equal to 180 days of operating revenue (administration)
 - Fund reserve exceeds this goal and outlook is to reduce this to 90 days after City Hall improvements are complete; excess reserve to be spent on road/City Hall improvements.



City of Terrell Hills



Bexar County, Texas



Goals (pg 5)

- Recruit and retain the most highly qualified employees possible
 - Budget fully funds all required positions; salary increased 1% for COLA. No new positions authorized
 - Retention of fire and police remains an issue

Fund Balance (Bonds)

	Actual FY2009	Estimated FY2010	Proposed FY2011	
Beginning Cash on Hand Balance	3,994,884	5,249,386	5,236,273	
Excess of Revenue over Expenditure	<u>1,254,502</u>	<u>-363,113</u>	<u>0</u>	
Ending Cash Balance	5,249,386	4,886,273	5,236,273	
Designated Reserve, Bonds		-500,000	-600,000	
Crossing Guard	-5,750	-5,800	-5,800	Crossing Guard spent on public safety
Designated Reserve Vehicle Replacement	-50,000	-50,000	-125,000	Note: new brush truck
Designated Future Vehicle Replacement			-100,000	
Less Operating Reserve (180 days)	<u>2,350,901</u>	<u>2,364,559</u>	<u>2,366,270</u>	
Gross Ending Available Balance	2,842,735	1,965,914	2,039,203	

	Jan 1 - Sep 16, 10	2010 Budget YTD	2010 Year End Estimated Actuals	2010 Total Budget	2011 Budget	Reserve
Ordinary Income/Expense						
Beginning Cash Balance	5,249,386	5,249,386	5,249,386	5,249,386	5,236,273	*****
Income						
4000 - Ad Valorem Tax						
4001 - Delinquent Ad Valorem	90,172	35,556	90,172	50,000	50,000	
4003 - Prior Nondel Ad Valorem	1,745,890	1,763,073	4,004,640	4,104,640	3,942,540	
Total 4000 - Ad Valorem Tax	<u>1,836,063</u>	<u>1,798,629</u>	<u>4,094,812</u>	<u>4,154,640</u>	<u>3,992,540</u>	
4020 - Bldg Permits	86,846	67,556	105,000	95,000	100,000	
4050 - Court Fines	11,102	18,489	16,000	26,000	17,000	
4051 - Court Technology	1,472	740	1,650	1,040	1,040	
4070 - Franchise Tax						
4071 - Franchise Cable TV	49,939	29,582	66,500	41,600	55,000	
4072 - Franchise CPS	146,472	124,444	195,000	175,000	187,000	
4073 - Franchise SAWS	19,443	14,222	19,443	20,000	20,000	
4075 - Franchise AT&T	31,420	18,489	41,893	26,000	38,000	
4076 - Franchise Birch Telecom	17	74	20	104	104	
4081 - Franchise Grande	7,027	961	7,500	1,352	5,000	
4085 - Time Warner Telephone	8,324	0	9,832			
4086 - Franchise NII Communications	0	4		6	6	
4091 - Franchise TW Telecom	1,019	1,109	1,500	1,560	1,560	
4095 - Franchise Verizon	70	111	70	156	156	
4096 - Franchise XO Communications	0	33		47	47	
4098 - American Fiber Network-AFN	30	0	30			
Total 4070 - Franchise Tax	<u>263,761</u>	<u>189,031</u>	<u>341,788</u>	<u>265,825</u>	<u>306,873</u>	
4150 - Judson Montessori	5,000	3,556	5,000	5,000	5,000	
4200 - Miscellaneous						
4211 - AT&T Tower	20,000	0	24,000		24,000	
4212 - Vehicle Sales	0	3,698	4,000	5,200	2,600	
4213 - Board Fees	1,100	2,133	1,560	3,000	2,000	
4214 - Burglar Alarms	900	148	900	208	500	
4216 - Crossing Guard	4,015	3,911	6,022	5,500	5,500	
4218 - DONATIONS	900	0	900		0	
4222 - Receipt Book	2,114	1,923	2,500	2,704	2,700	
4225 - Geneseo Esplenade Lighting Proj	2,627	0	0		0	
Total 4200 - Miscellaneous	<u>31,656</u>	<u>11,813</u>	<u>39,882</u>	<u>16,612</u>	<u>37,300</u>	
4300 - Sales Taxes	151,977	96,000	185,000	135,000	135,000	
4500 - Interest Income						
4502 - Interest Income Money Mkt	17,020	21,333	25,528	30,000	30,000	
Total 4500 - Interest Income	<u>17,020</u>	<u>21,333</u>	<u>25,528</u>	<u>30,000</u>	<u>30,000</u>	
Total Income	<u>2,404,897</u>	<u>2,207,145</u>	<u>4,814,660</u>	<u>4,729,117</u>	<u>4,624,753</u>	*****

Expense

500000 - Administrative Expenses					
5001000 - Salaries Administrative	136,520	142,880	190,878	200,925	204,576
5001035 - CCAFE Expense	1,839	2,731	2,688	3,840	2,700
5001040 - TMRC	16,554	17,803	23,783	25,035	25,470
5001045 - CNCAF Expenses	332	546	538	768	600
5001050 - Med 1	5,615	8,329	8,784	11,712	9,000
5001060 - Dental	1,371	2,048	2,160	2,880	2,100
5001135 - Inspections	684	0			0
5001205 - Bank Charges	164	0			0
5001225 - Admin Training	956	1,422	1,200	2,000	2,000
5001235 - Miscellaneous	2,516	4,267	3,900	6,000	6,000
5001236 - Admin Gas and Oil	869	1,280	1,350	1,800	1,800
5001240 - Office Expense	2,875	2,844	4,000	4,000	4,000
5001242 - Court Office Supplies	-286	185	250	260	260
5001247 - Returned Checks	125	0			0
Total 500000 - Administrative Expenses	170,133	184,334	239,531	259,220	258,506
510000 - Police Department					
5101000 - Salaries Police Department	481,352	494,859	681,978	695,896	705,839
5101035 - CCAFE Expense	3,122	3,106	4,385	4,368	4,400
5101040 - TMRC	60,267	61,660	84,975	86,709	82,731
5101045 - CNCAF Expense	1,451	1,331	2,059	1,872	2,100
5101050 - Med 1	37,426	37,274	52,420	52,416	52,500
5101060 - Dental	2,745	2,662	3,819	3,744	3,900
5101090 - Uniforms	4,938	7,111	7,500	10,000	9,000
5101102 - Animal Control	830	1,067	2,430	1,500	2,500
5101105 - CID	1,504	711	2,223	1,000	2,000
5101132 - Gas & Oil	18,590	14,222	26,000	20,000	28,000
5101157 - Radio Maintenance	2,738	10,667	3,680	15,000	5,000
5101178 - Tire & Battery	2,042	2,844	3,000	4,000	4,000
5101179 - Vehicle Repairs	9,456	7,111	13,000	10,000	10,000
5101220 - Dues & Subscriptions	159	0			0
5101225 - Training	6,503	8,178	9,200	11,500	11,500
5101235 - Miscellaneous	6,397	7,111	9,000	10,000	10,000
5101240 - Office Expense	1,177	1,778	1,750	2,500	2,500
5101330 - Vest	1,309	0			4,000
5101350 - Equipment	109,294	110,000	110,000	110,000	37,500
Total 510000 - Police Department	751,298	771,693	1,017,419	1,040,505	977,470

520000 - Fire Department						
5201000 - Salaries Fire Department	464,396	524,280	726,947	737,269	755,972	
5201035 - CCAFE Expense	410	512	576	720	720	
5201040 - TMRC	56,480	65,326	79,003	91,864	94,119	
5201045 - CNCAF - Fire Dept	335	512	468	720	720	
5201050 - Med 1	37,817	48,128	54,144	67,680	55,000	
5201060 - Dental	1,594	2,048	2,246	2,880	2,560	
5201090 - Uniforms	5,826	5,333	7,500	7,500	9,800	
5201128 - Fire Department Quarters	1,809	2,489	2,800	3,500	4,000	
5201129 - Equipment & Maintenance	15,994	25,458	25,060	35,800	33,250	
5201132 - Gas & Oil	5,062	2,844	7,080	4,000	6,000	
5201157 - Radio Maintenance	39	4,622	100	6,500	3,500	
5201178 - Tire & Battery	1,605	1,422	2,100	2,000	2,000	
5201179 - Truck Repairs	1,726	1,778	2,500	2,500	2,500	
5201225 - Training						
5201226 - FD Training--Law Enforcement	-36	356		500	200	
5201225 - Training - Other	10,926	9,956		14,000	15,000	
Total 5201225 - Training	10,890	10,311	14,500	14,500	15,200	
5201235 - Miscellaneous	4,960	4,978	7,000	7,000	7,000	
Total 520000 - Fire Department	608,944	700,041	932,024	984,433	992,341	
530000 - Streets & Sanitation Department						
5301000 - Salaries Streets & Sanitation	343,280	363,235	495,475	510,799	523,171	
5301035 - CCAFE Expense	3,068	3,823	4,408	5,376	5,400	
5301040 - TMRC	42,585	45,259	61,100	63,646	65,135	
5301045 - CNCAF Expense	1,275	1,638	1,797	2,304	2,350	
5301050 - Med 1	35,999	44,237	52,877	62,208	59,300	
5301060 - Dental	3,818	4,915	5,460	6,912	7,000	
5301070 - Comp Dental	431	0				
5301090 - Uniforms	4,997	5,333	7,050	7,500	9,600	
5301100 - Alley Maintenance	26,129	14,222	30,000	20,000	25,000	
5301112 - Waste Disposal	85,127	92,444	122,200	130,000	128,000	
5301132 - Gas & Oil	27,339	24,889	38,500	35,000	44,000	
5301155 - Building Maintenance	96	0			0	
5301157 - Radio Maintenance	381	711	700	1,000	1,000	
5301165 - Sprinkler Repairs	1,169	1,067	1,500	1,500	1,500	
5301178 - Tire & Battery	8,555	14,222	17,000	20,000	21,000	
5301179 - Equip Maint	37,283	27,733	45,000	39,000	44,000	
5301235 - Miscellaneous	1,102	711	1,100	1,000	1,000	
5301375 - Materials & Equipment	54,088	39,111	60,000	55,000	50,000	
Total 530000 - Streets & Sanitation Department	676,720	683,552	944,167	961,245	987,455	125,000

540000 - General						*****
5401041 - Elections	1,945	2,080	1,945	2,080	2,080	
5401101 - Appraisal District	26,216	20,625	27,500	27,500	27,500	
5401103 - Audit	14,500	14,500	14,500	14,500	15,000	
5401104 - Consultant	73,007	85,889	80,000	96,000	25,000	
5401105 - Engineering Services	27,433	10,667	30,000	15,000	15,000	
5401106 - Prosecutor	1,800	1,775	2,400	2,496	2,400	
5401107 - Judge	1,600	1,775	2,400	2,496	2,400	
5401108 - City Attorney	11,046	14,222	18,000	20,000	20,000	
5401109 - Telephone	4,543	3,200	6,345	4,500	5,800	
5401110 - CPS	10,305	11,378	14,720	16,000	16,000	
5401111 - Street Lights CPS	15,092	11,378	21,120	16,000	22,000	
5401112 - Water	4,283	8,533	7,200	12,000	12,000	
5401114 - Dispatch	109,025	108,750	145,000	145,000	150,000	
5401125 - EMS Contract	66,870	112,500	150,000	150,000	155,000	
5401130 - Health Inspections	1,275	1,280	1,800	1,800	1,800	
5401135 - Inspections	93	0			0	
5401138 - Insect control	646	1,479	1,500	2,080	2,000	
5401145 - Liability Insurance	36,449	38,677	36,449	38,677	40,000	
5401146 - Workers' Compensation Insurance	71,603	86,005	71,603	86,005	85,000	
5401150 - Newsletter	2,323	3,556	5,000	5,000	7,500	
5401165 Storm Water Management Program					27,200	
5401175 - Street Repairs	349,382	462,222	700,000	1,100,000	487,500	
5401200 - Community Events	2,476	3,698	2,475	5,200	1,000	
5401210 - Contingencies	15,669	21,333	24,000	30,000	25,000	
5401220 - Dues & Subscriptions	2,311	2,844	3,600	4,000	4,000	
5401235 - Miscellaneous	1,167	0			0	
5401240 - Office Expense	120	555	300	780	0	
5401340 Geneseo Parkway Lighting	24,930	26,901	50,000	50,439	0	
5401245 - Postage	2,700	2,133	4,000	3,000	3,000	
5401300 - Building Maintenance	5,580	10,667	8,250	15,000	15,000	
5401325 - Computers	14,329	27,484	30,000	38,650	38,500	
5401350 - Court Technology	0	356		500	500	
5401450 HSA Expenses	14,586	9,956	20,440	14,000	20,050	
5401610 - City Life	2,865	4,190	4,419	5,892	6,000	
5401650 - TMRC	3,463	0	3,463	0	0	
5401670 - FICA	87,144	94,565	123,673	132,982	133,524	
5401675 - SUI	2,326	11,716	3,295	16,475	10,000	
5401685 - Medicare	20,380	22,116	29,235	31,101	31,227	
Total 5401600 - Payroll Taxes	130,764	142,542	164,085	200,450	180,751	
Total 540000 - General	1,029,481	1,239,003	1,624,192	2,105,153	1,388,931	*****
Total Expense	3,276,092	3,615,480	4,827,773	5,414,995	4,624,753	125,000
Net Ordinary Income	-871,195	-1,408,334	-13,113	0	-685,878	0
Ending Cash Balance			5,236,273	0	4,563,508	5,236,273

2011 Debt Service Budget

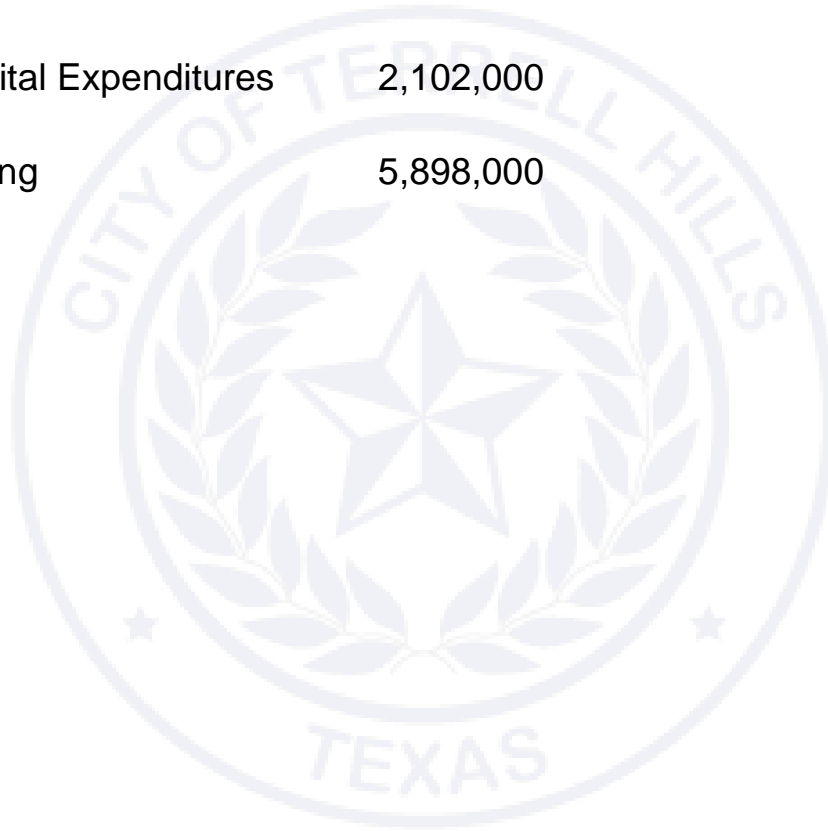
	<u>Jan - Dec 11</u>
Income	
4001 - Ad Valorem Taxes 2003 series	389,663
4002 - Ad Valorem Taxes 2011 series	163,269
Total Income	<u>552,932</u>
Expense	
5501500 - Bond Principal	270,000
5501510 - Bond Interest	119,663
2011 Series Bond Principal and Interest	163,269
5501520 - Service Fees	1,600
Total Expense	<u>552,932</u>
Net Income	<u><u>0</u></u>

Capital Projects Budget 2011

Bond Income 2011 8,000,000

Projected Capital Expenditures 2,102,000

Bond Remaining 5,898,000



2011 City Council:

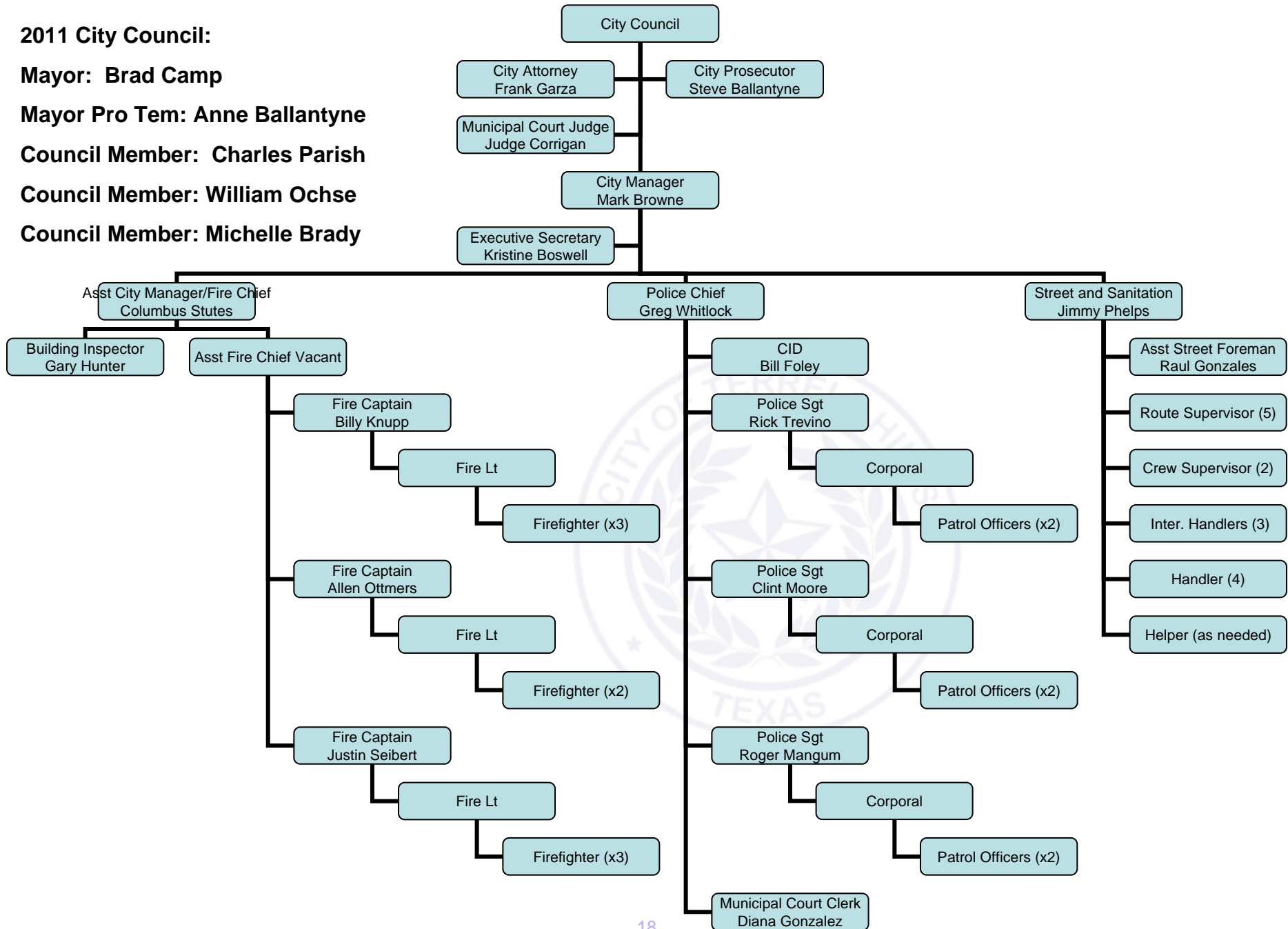
Mayor: Brad Camp

Mayor Pro Tem: Anne Ballantyne

Council Member: Charles Parish

Council Member: William Ochse

Council Member: Michelle Brady



Fiscal Year 2011 Pay and Benefits Plan

Base Pay

Administrative Department

Title	Authorized Positions	Base Rate/ Period
City Manager	1	\$7,242.05/ monthly
Inspector	1	\$3,753.53/ monthly
Executive Secretary	1	\$3,036.00/ monthly

Police Department

Chief	1	\$5,651.95/ monthly
Sergeant	4	\$3,625.89/ monthly
Corporal	3	\$3,472.29/ monthly
Patrol Officer II	6	\$3,245.13/ monthly
Patrol Officer I/ In training	As required	\$3,040.00/ monthly
Court Clerk	1	\$2,973.62/ monthly

Fire Department

Chief/Assistant City Manager	1	\$5,381.51/ monthly
Assistant Chief	1	Not Filled
Captain	3	\$3,841.15/ monthly
Lieutenant	3	\$3,569.64/ monthly
Firefighter II	7	\$3,461.47/ monthly
Firefighter I/ In Training	As required	\$3,040.00/ monthly

Note: Assistant Chief's position not filled at this time and will be filled by one additional firefighter II position in suppression.

Street and Sanitation

Superintendent	1	\$21.64/ hourly
Foreman	1	\$15.44/ hourly
Route Supervisor	5	\$14.08/ hourly
Crew Supervisor	2	\$13.89/ hourly
Intermediate Handler	3	\$13.38/ hourly
Handler	4	\$13.00/ hourly
Helper	* As Needed	\$12.50/ hourly

Street Department Incentive of \$25.00 monthly for Class A Commercial Texas Drivers License

e. Incentive Pay: Monthly pay to provide incentive for professional and educational accomplishment will be provided as shown below. Each employee is eligible for one incentive pay in each category related to their duty position. Certification of eligibility will be accomplished by the Department Head.

1) Education

Bachelors Degree	\$150.00
Associates Degree	75.00

(2) Professional Certification

Master Peace Officer/Master Firefighter	75.00
Advanced Peace Officer/Advanced Firefighter	50.00
Intermediate Peace Officer/Intermediate Firefighter	25.00

(3) Training Coordinator 80.00

(4) Fire Instructor/Police FTO 25.00

(5) EMS Instructor 50.00

Each police officer on the night shift will receive a \$25.00 per month shift differential.

f. Vacation: Full-time Regular Employees shall be eligible for paid vacation days based on the following schedule;

After 6 months	5 days
1 year thru 10 years	10 days
11 years and onward	15 days

Note: Variations and exceptions from this schedule may be found in the Personnel Policy Handbook with City Council approval.

The Personnel Policy Handbook prescribes the use and accumulation of Vacation days.

Proposed Raise

1.00%

Payroll Projections Fiscal Year 2011

Department	Salary Projection	Social Security/city match	Medicare/ city match	TMRS/city match	Payroll Totals
Administration	\$204,575.89	\$12,683.71	\$2,966.35	\$25,469.70	\$245,695.64
Fire Department	\$755,971.45	\$46,870.23	\$10,961.59	\$94,118.45	\$907,921.72
Police Department	\$704,417.73	\$43,673.90	\$10,214.06	\$87,700.01	\$846,005.69
Street & Sanitation	\$523,170.74	\$32,436.59	\$7,585.98	\$65,134.76	\$628,328.06
Total	\$2,188,135.81	\$135,664.42	\$31,727.97	\$272,422.91	\$2,627,951.11

2010 budgeted amount
\$2,144,889.22

percentage difference
2.02%

dollar diff
\$43,246.59

Total Difference

Retirement/SS/Medicare
2010 Budgeted \$439,815.30
\$431,337.22

Difference \$8,478.08
Percentage Difference 1.97%

This includes the phase in rate for TMRS 12.45 % down from 12.46%
--

Medical per dept

		payroll tax w/Medical
Admin	\$14,400.00	\$17,366.35
Fire Dept	\$72,000.00	\$82,961.59
Police Dept	\$72,000.00	\$82,214.06
Street and Sanitation	\$76,800.00	\$84,385.98
	\$235,200.00	\$266,927.97

NOTE: \$400 Per employee per month

2011 Proposed Police Budget

A. New Equipment

Total: \$ 37,500.00

Vehicle (1)

\$26,500.00.

One(1) New Patrol Vehicle.

Includes extended power train warranty (3 years/75,000) which ever occurs first. This will supplement our existing fleet.

Other Equipment

Vehicle Equipment:

\$4,500.00.

This includes emergency lights, graphics, cage kits, new consoles and installation charges.

On-Board Video Systems (2)

\$6,500.00

Upgrade our remaining VHS/DVD platform base units, susceptible to repeated breakdown due to age and length in service, to the new digital systems. This amount also includes spare microphone transmitters and video cards.

B. VEHICLE MAINTENCE:

Total \$10,000.00

All mechanical repairs necessary to maintain a safe and dependable patrol fleet.

C. TIRES AND BATTERIES:

Total \$4,000.00

Replacement of worn out tires/batteries during the budget year.

D. RADIO AND COMMUNICATIONS:

Total \$5,000.00

Anything related to communication devices & its maintenance, this includes:

Laptop Modem Fees, New service and maintenance fees associated with being an authorized user on the SAPD radio system, and repairs & maintenance on radio/communication equipment.

E. MISCELLANEOUS:

Total \$10,000.00

Includes DVDs, SD Cards, and any necessary media storage devices plus any purchases not included in other line items. Includes classified ads for job openings and purchase of upgrade racial profiling data software.

F. CID:

Total \$2,000.00

Items specifically for use in criminal investigations such as batteries for cameras and tape equipment, film and processing, photo paper for computer printing of investigational photos, crime scene items.

G. OPERATIONS:

Total: \$54,000.00

- 1. GAS AND OIL \$28,000.00

Fuel and Oil (including oil changes) for five patrol vehicles.

- 2. TRAINING: \$11,500.00

- a. In-service training schools: (\$5,000.00)

Includes off site and in-house training including audio/visual items used in training. This also includes state mandated training for licensing requirements, certification advancement, supervisor and investigational training.

- b. Firearms Training: (\$6,500.00)

Includes ammunition, range supplies, instructor development. all items used in mandated and additional Instructor Firearms development.

- 3. Animal Control: \$2,500.00

Primarily for euthanasia fees when animals are taken to a local vet. Also for boarding animal for observation when owner is unknown and for donation to an animal shelter when they accept a stray. City of San Antonio Animal Care will not provide any services to Terrell Hills. Dog Licenses

H. OFFICE SUPPLIES:

Total: \$2,500.00

All supplies needed for day-to-day office operations, to include printer cartridges, printer paper, pens, etc.

I. UNIFORMS:

Total: \$9,000.00

\$500 annual uniform allowance for each of the **fourteen** full time offices. Also provides for an initial issue of uniforms to new officers when they are hired, miscellaneous department supplied items such as patches, caps and badges. Allows for anticipated increase in cost associated for department supplied items.

J. Protective Vests

Total: \$4,000.00

Allows for replacement of soft body armor as well as initial issue for any newly hired officers.

Fire Department Proposed 2011 Budget

Uniforms **\$9,800**

Uniforms and associated equipment is purchased including badges, footwear and other items approved by the Fire Chief. Requesting increase from \$500 per employee per year to \$600 due to the increase in costs.

Fire Department Quarters **\$4,000**

This category covers expenses associated with the Firefighter Quarters. Requesting increase to allow for replacement of several beds.

Equipment and Maintenance **\$33,250.00**

New and Replacement Equipment

1 Base Station Radio for the Fire Quarters \$4,448.00

1 Battery Conditioner for the new radio System \$1,796.00

The above items are for the continued conversion to the New 800 MHz radio system.

Bunker Gear Replacement \$8,000.00

This provides for the regular rotation of Protective Equipment currently scheduled on a 3 year replacement.

2 New Self Contained Breathing Apparatus \$13,000.00

Provides for the replacement of Protective equipment that has reached its useful life. Our program requires that we replace 2 units per year for the next 5 years to bring all SCBA's into the current recommended standards.

Replacement Hose \$1,000.00

This is to replace hose that has reached its useful life expectancy.

Sub total Equipment \$28,244.00

Maintenance

This category can be divided into 2 sub categories. The nature of the equipment utilized requires periodic testing and calibration and this is reflected in the first sub category. The second provides for regular repairs to maintain the equipment in a suitable condition for emergency service.

Regular equipment testing and Certification	\$2,800
Equipment Repairs	\$2,200
Sub total Maintenance	\$5,000

Gas & Oil

\$6,000

This category is Self Explanatory

Radio Maintenance

\$3,500

This item provides for repair and maintenance of communication equipment as well as replacement batteries for the new 800 MHz radios.

Tire and Battery

\$2,000

No change is being requested in this category.

Truck Repairs

\$2,500

This covers minor repairs and general maintenance for the fire vehicles including valve repairs and annual pump tests. No change is being requested.

Training**\$15,200**

This category provides for a diverse training regimen required to maintain and enhance current capabilities. Some training is required by the State and Federal governments and includes basic firefighting refreshers, hazardous materials awareness as well as the emergency medical training required to maintain personnel certification. We also intend to send several employees to paramedic certification classes to increase our Advanced Life Support trained personnel.

Miscellaneous**\$7,000**

Purchases of items such as fire prevention materials, pamphlets to support our fire inspection program and employee physicals and immunizations that are required to fulfill our mission to provide Advanced Life Support Emergency Medical Responses are provided for under this category. As with the paramedic training, the required testing and immunizations for our EMS first responders has been shifted from the EMS budget to the individual City's requiring an increase in this operational category.

Note: Category proposed cost in **Bold**

Vehicle Replacement Schedule Budget Year 2011

Year Purchased	Replacement Schedule	Unit Description	Replacement Year	Estimated Cost
1989	15	Street Brush Truck	2010	\$128,000
		Note: replace w/ compactor truck		
2008	3	PD Unit 2	2011	\$26,000
2008	3	PD Unit 4	2011	\$26,000
			2011 Total	\$180,000
2004	8	Inspection Chevrolet C-1500 Pickup	2012	\$22,000
2009	3	PD Unit 3	2012	\$28,350
2009	3	PD Unit 1	2012	\$28,350
			2012 Total	\$78,700
1991	8	Street Department Truck	2013	\$44,000
2010	3	PD Unit 5	2013	\$28,650
2010	3	PD Unit 6	2013	\$28,650
			2013 Total	\$101,300
1991	20	Pierce Fire Truck	2011	\$262,000
		Note: deferred from 2010		
2011	3	PD Unit 2	2014	\$29,000
2011	3	PD Unit 4	2014	\$29,000
2006	8	F-350 Dually Diesel	2014	\$44,500
			2014 Total	\$364,500
2007	8	Fire Rescue Vehicle	2015	\$52,500
2012	3	PD Unit 3	2015	\$29,500
2012	3	PD Unit 1	2015	\$29,500
			2015 Total	\$111,500
2013	3	PD Unit 5	2016	\$31,300
2013	3	PD Unit 6	2016	\$31,300
			2016 Total	\$62,600
2014	3	PD Unit 2	2017	\$31,500
2014	3	PD Unit 4	2017	\$31,500
			2017 Total	\$63,000
2002		15 Freightliner with packer	2018	\$138,000
2015	3	PD Unit 3	2018	\$31,680
2015	3	PD Unit 1	2018	\$31,680
			2018 Total	\$201,360
2016	3	PD Unit 5	2019	\$31,750
2016	3	PD Unit 6	2019	\$31,750
			2019 Total	\$63,500